

KeyCreator Lesson KC1303

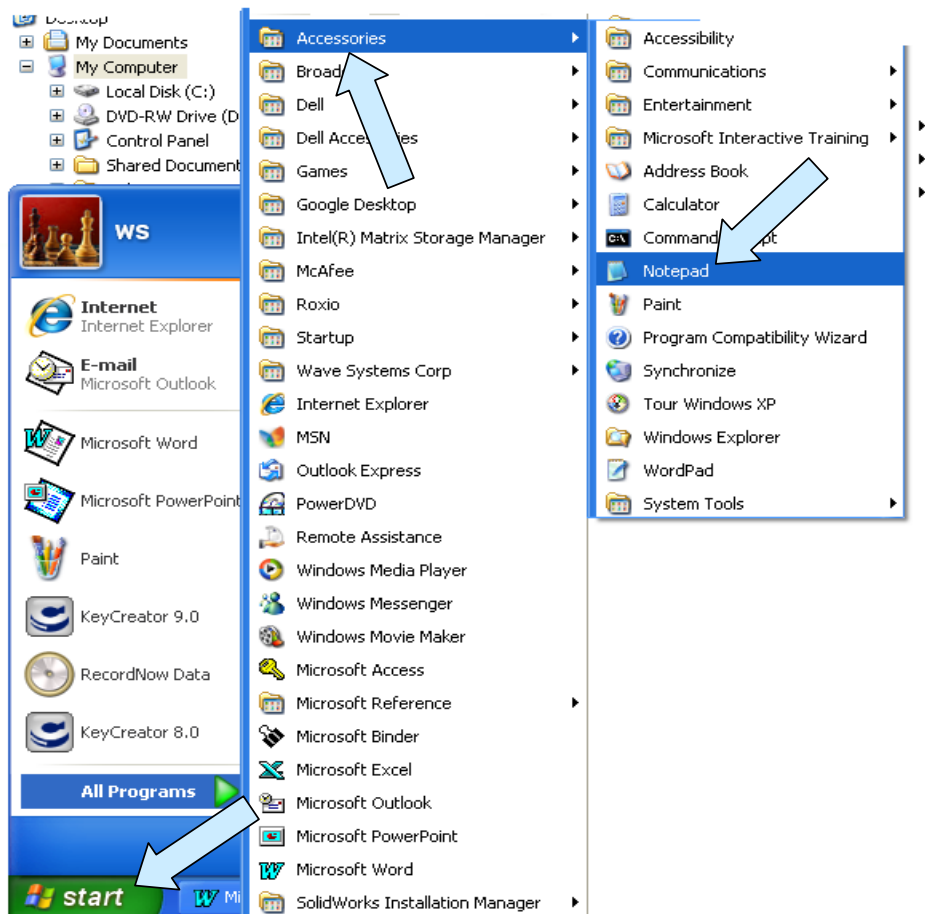
The Anatomy of a License File

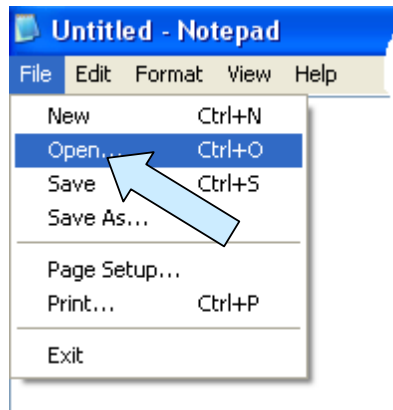
If we are trying to determine what is causing a licensing issue, we might ask you to open up your license to check a few key items. I've created this short lesson to go over some basic details of a typical license file so it won't be such a stranger to you.

Caution: If you open your license file to look at it, make sure that you don't accidentally modify it by adding characters or deleting them. (You can certainly modify the comment lines without causing any issues but changes to the actual license string will render it useless!)



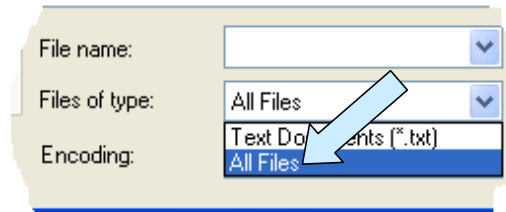
To look at a license file, Click on the NOTEPAD application that is typically located in the ACCESSORIES Section in Programs





In the NOTEPAD Application, click on the FILE Pulldown Menu and then on OPEN.

By default, Notepad normally looks for Text Files. Click on the Pulldown for the Files of Type Field at the bottom of the Dialog Box that appears and select the All Files Option. (Otherwise, you will never find your license file.)



Now navigate to where your file is located and select it.

I'm going to use a sample license file in the following pages generated for a fictitious customer to illustrate the main features.

The license file is basically comprised of two parts:

The Header Section

This is at the beginning of the license and all of the lines start with a “#” sign. Your computer ignores this information since all of the information is on comment lines. This is here to tell you or anyone else looking at the license who it is for, when and by whom it was generated, and what type of license it is.

The Actual License Code

This is the actual license. It starts with the word “INCREMENT” and then has a long string of information that provides your computer with information that certifies you have a legal copy of a particular version of the software, most often tied to a specific key that is also specified in the string.

Let's take a look at a sample license file for a company called Fantasy Labs, LLC that I have reproduced on the following page:

You can clearly see the header section at the top and actual license section at the bottom.

```
#####  
## Kubotek License File HEADER SECTION  
## Note: Editing the text of this license may disable the product  
##  
####  
## License generated for you by  
## Company : ProCAD  
## Address1 : 623 Eagle Rock Ave #389 ← LICENSE GENERATED BY PROCAD  
## Address2 :  
## City : West Orange  
## State : NJ  
## Postal Code : 07052  
## Country : USA  
## Email : walt@docwalt.com  
####  
## Kubotek USA Customer Account Number: 1234X ← CUSTOMER ACCOUNT NUMBER  
####  
## Licensee : Fantasy Labs, LLC ← CUSTOMER CONTACT INFORMATION  
## Address1 : 1 Wishbone Lane  
## Address2 :  
## City : Cadtopia  
## State : NJ  
## Postal Code : 07000  
## Country : USA  
## License Email : papamouse@fantasylab.com  
## Primary Contact: Papa Mouse  
####  
## Kubotek USA License Number : 99900 ← LICENSE NUMBER & LICENSE PERIOD  
## Maintenance Start Date : 2/22/2010  
## Maintenance Expiration Date : 2/21/2011  
####  
## Product Name : KeyCreator Standard-w/Basic Translators ← PRODUCT LICENSED  
## Version : 9 ← VERSION  
## ID : 53CD ← KEY ID  
## ID Name : Papa Mouse  
## Date Created : 5/11/2010  
####  
#### FEATURE INFORMATION ####  
## KeyCreator Standard-w/Basic Translators (SB)  
  
INCREMENT SB Kubotek 11.020000 permanent uncounted \  
VENDOR_STRING=RELEASE HOSTID=KCKEY=53CD vendor_info=" \  
29583CA8C92DDAB3083B5DB69C089F79791D7D584478A3BEC420723DC7D9- \  
D4D67EED1D0512133847F53CEE4712CFA85E9F26793690C2993D8BE05024- \  
1A0F4D63D07A5B98B7B6C7E7EC04AE0E601972C16E8B4440EBEAAB902F2E- \  
CD45207919815828C11AA200E6491807AB52AAB6BF6B75444A6FDF8EE221" \  
ISSUER=Auto ISSUED=11-May-2010 NOTICE="Fantasy Labs, LLC" ck=175 SN=99900
```

ACTUAL LICENSE

Notice the Key ID, Customer, and License Number in the actual license

Viewing the License File to Solve a Typical Problem

Now I've shown some of the basic license information on the previous page because quite often license problems are created by simple mistakes made by customers.

Here is a typical scenario:

Let's say that the Happy Mold Company has two seats of KeyCreator, each licensed using USB Keys. One seat is used by the design engineer and he always works on a single PC in his office using key "5C66.". The second seat is used by the mold designer who alternates between his office PC and a PC in the toolroom using key "3D44.". The mold designer has installed KeyCreator and his license file on both PC's that he uses and simply carries his key to whatever PC he is working on at the moment.

The mold engineer is out one day and the design engineer needs to do some work in the toolroom. He walks down with his key, plugs it in, but KeyCreator will not run. Why? If you look at the license installed on the toolroom PC, it references key ID "3D44." Since the key that the design engineer carries is "5C66" the license supervisor detects an error and prevents KeyCreator from booting. Users will often overlook this and call for help. The first thing we do is to ask them to look at the license file to check what key the license was generated for.

In this scenario, if the mold designer was going to be out for a few days, we could quickly copy the license from the design engineer's PC and install it on the shop PC after moving the existing shop PC license to a folder in my documents. Then, the design engineer could use his PC and the toolroom PC until the mold designer returned to work. At that time we would switch the original license back to return to normal operation.

I know this sounds obvious when it is presented in the steps above, but I've gone through this exact scenario countless numbers of times over the years with customers who were stymied.

```
####
## Product Name : KeyCreator Standard-w/Basic Tr:
## Version      : 9
## ID           : 53CD
## ID Name      : Papa
## Date Created : 5/11/2010
####
#### FEATURE INFORMATION ####
## KeyCreator Standard-w/Basic Translators (SB)
```



Again, knowing how to quickly look at your license file to determine what key it is tied to is an essential thing that you should be able to do at any time.

Let's look at another license file illustrated below. This is for a 30 day Evaluation license for Happy Land Design. They would like to look at the KeyMachinist program.

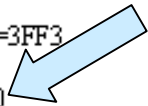
```
#####  
## Kubotek USA License File HEADER SECTION  
## Tampering with this file may cause your license to cease working.  
####  
## 30 Day Evaluation License courtesy of: ProCAD ←30 DAY EVAL LICENSE  
####  
## Product Name :  
## Product Version: 9  
## Hardware Key : KCKEY=3FF3 ←TIED TO EXISTING CUST KEY "3FF3"  
## Date Created : 4/27/2010  
## Expiration Date: 5/27/2010 ← EVALUATION PERIOD  
####  
## Authorized User:  
## Account: 99999  
## Company: Happy Land Design ←CUSTOMER INFORMATION  
## Contact: Winnie La Pooh  
## Address: 23 Poet Dr  
## Addr2 :  
## City : Anywhere  
## St/Prov: NJ  
## Postal : 08080  
## Country: USA  
## Phone : 999-731-4000  
## Email : winniep@happyland.com  
##  
####  
## Kubotek USA Authorized VAR and Product Licensee: ←GENERATED BY  
## Company: ProCAD  
## Address: 623 Eagle Rock Ave #389  
## Address:  
## City : West Orange  
## St/Prov: NJ  
## Postal : 07052  
## Country: USA  
## Email : walt@docwalt.com  
##  
####  
#### FEATURE INFORMATION ####  
#### KeyCreator Standard-w/Basic Translators ACTUAL LICENSE  
INCREMENT SB Kubotek 10.040000 27-may-2010 uncounted \  
VENDOR_STRING=TEMPORARY HOSTID=KCKEY=3FF3 vendor_info=" \  
FA3EAD5D48C504D559A698FDCC57028FEF3DA62D03F0CC80FB7B142AB26C- \  
687B6E7C51CB9ECF72F156FBC104DAA7C1402268CBB1BF83DF8456CE0C12- \  
80006B3C61643DDE3E9C262D3D0CEE5A463F23623C973A60A4EBD7F49A8B- \  
2623E0EED8C6C31811001CAC0C055D58C25F82CFC84591DBF3CAAFB4C367" \  
ISSUER=Auto ISSUED=27-Apr-2010 NOTICE="License for [License for Happy  
Land Design/WinnieP courtesy of: ProCAD \  
walt@docwalt.com" ck=234 SN=NA|EVALUATION_LICENSE \  
SIGN=467BC91846DA
```

```
#### KeyMachinist Mill 3 for KeyCreator
INCREMENT NC3 Kubotek 10.040000 27-may-2010 uncounted \
  VENDOR_STRING=TEMPORARY HOSTID=KCKEY=3FF3 vendor_info=" \
  50C3A47EEA679C2C4E65B2D28C7FF2A78C59449621278E9E927FCD50742D- \
  DF037B1A1CA8BB1392491ABA51175753D90CC7A8795F9276C0B6495F1E8A- \
  3816D63AEAAE32CD31DF5B360376DC7E64639978EDC18AEAF17EE548DACB- \
  4305D2DBC8BFB04834D891C3F894DB798A41B8BAB8657992B7AC7364F136" \
  ISSUER=Auto ISSUED=27-Apr-2010 NOTICE="[License for Happy Land
  Design/WinnieP courtesy of: ProCAD \
  walt@docwalt.com" ck=207 SN=NA|EVALUATION_LICENSE \
  SIGN=9D5D9900B834
```

Notice that this file has two increment sections. The first increment covers the license for the basic KeyCreator SB seat that the customer already has and the second increment covers the KeyMachinist software.

Now in a case like this, I would tell the customer to copy his original permanent license file to an archive folder in my documents before installing the new license. Why? Well, the evaluation license will time out in thirty days.

```
####
## 30 Day Evaluation License courtesy of: ProCAD
####
## Product Name :
## Product Version: 9
## Hardware Key : KCKEY=3FF3
## Date Created : 4/27/2010
## Expiration Date: 5/27/2010
####
```



At that point, everything will stop working, including the basic KeyCreator that the customer needs to have active. If the customer is going to purchase an upgrade to use KeyMachinist, he will get a new permanent license that covers both items. If he decides to put off the KeyMachinist purchase, he simply has to reinstall his original permanent license that has only a single increment for the KeyCreator SB software.

Again, in this case, since both license files are named "License.lic", it obviously helps to know how to determine which one is which!

Summary

Remember to follow these basic rules to minimizing licensing issues:

- Always save a copy of your license file in a designated folder
- Use the NOTEPAD Utility to quickly determine basic license information
- Never click in or try to modify the actual license area that starts with the word "Increment"
- Remember if you have multiple license keys in your shop that each key is tied to a unique license. You cannot swap them!

